

Marcel Eyemask

By: burdastyle

<http://www.burdastyle.com/projects/marcel-eyemask>



As we all know, moms can always use a portal to serenity and relaxation, and that's why we made the perfect Mother's Day eye mask from luxurious fabric and filled it with soothing rice and lavender.

Materials


Teeny bit of fabric (we used silk and cotton), 1/3 Cup rice, a few pinches of lavender, 14 1/2" of 1" wide elastic, love, interfacing

Step 1




Cut 2 mask pieces. We decided to do two contrasting fabrics, one side cotton and the other silk.

Step 2




Interface both pieces.

Step 3



Cut your elastic. Ours was $\frac{7}{8}$ " wide and $14\frac{1}{2}$ " long (including seam allowance). Depending on your elastic's give, you may need to adjust the length. Check on your head, from ear to ear.

Step 4



Make pattern piece for elastic casing: We added $\frac{1}{8}$ " ease in the width, plus seam allowance of $\frac{1}{4}$ " . We made the casing 6" longer than the elastic.

Step 5



Cut out casings. Sew wrong sides together at $\frac{1}{4}$ " .

Step 6



Using a loop turner or safety pin, turn the casing right side out.

Step 7



Using a loop turner or safety pin, pull elastic through casing.

Step 8



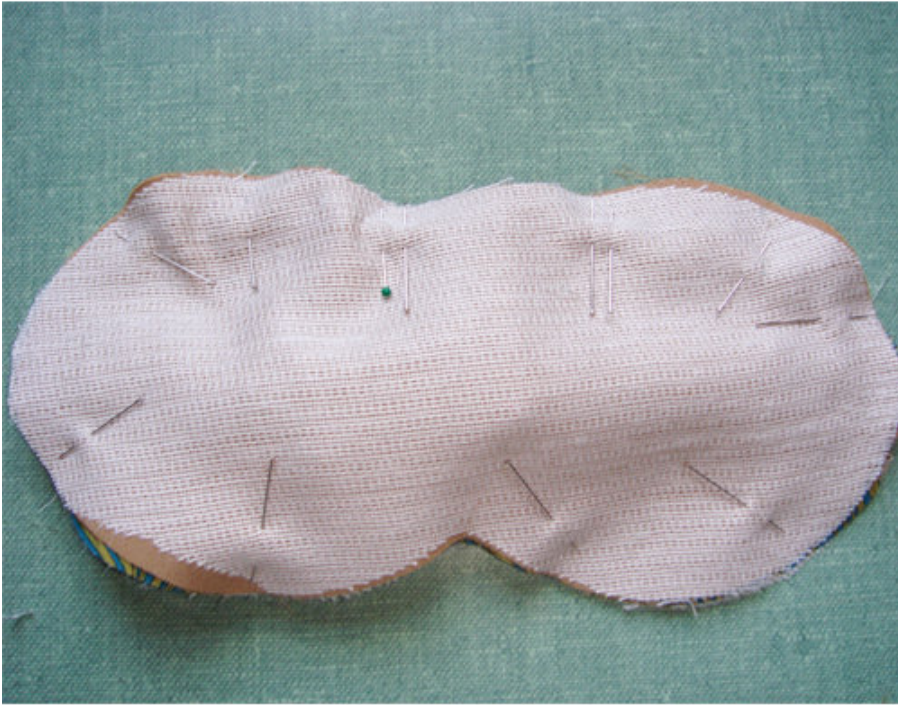
Pin edge of elastic to edge casing. Sew together.

Step 9




Take one side of the eyemask, lay it right side up. Pin casing at marks, going in toward the center.

Step 10



Pin other side of eyemask, right sides facing, sandwiching the elastic casing. Sew at $\frac{5}{8}$ " and leave an opening at the top to turn the eyemask right side out ; I marked with double pins.

Step 11



Trim seam allowance and cut in at the curves. Be careful not to get too close to the stitch line or your curves might not curve prettily.

Step 12



Turn mask right side out through the opening.

Step 13



Press.

Step 14



Fill eyemask with your concoction. We used about 1/3 Cup rice and a sprinkling of lavender.

Step 15



Handstitch the opening closed.

Step 16



Wa-la! Now kiss your mama and tell her you love her.

BurdaStyle

Marcel Eyemask