

covered buckle


By: Elegant Impressions

<http://www.burdastyle.com/techniques/covered-buckle>



These photos demonstrate my way how I am covering a buckle with fabric. My english is very limited especially concerning the technical sewing terms. That is why I offer the technique complete without words.

Step 1 — -



...

Step 2 — -




...

Step 3 — -




...

Step 4 — -



...

Step 5 — -




...

Step 6 — -




...

Step 7 — -




...

Step 8 — -



...

Step 9 — -



...

Step 10 — -




...

Step 11 — -



...

Step 12 — -




...

Step 13 — -



...

Step 14 — -




...

Step 15 — -



...

Step 16 — -



...

Step 17 — -



...

Step 18 — -



...

BurdaStyle

covered buckle