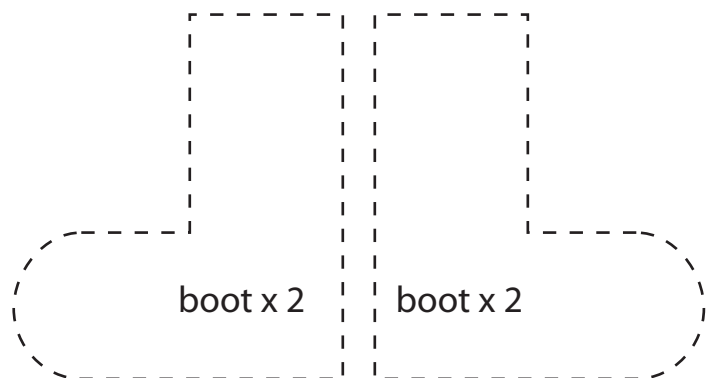
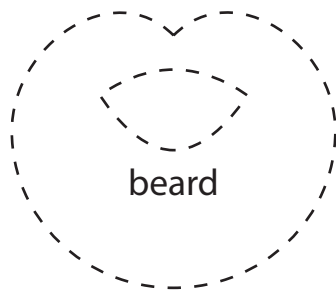
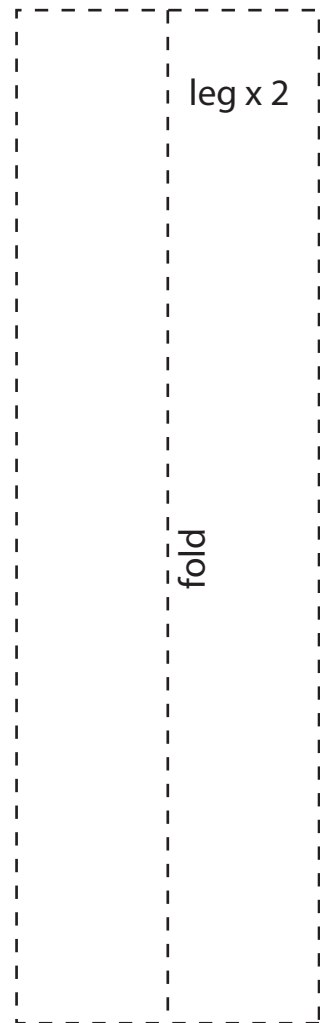


hat edge





Cut out all the pieces and fabric



Assemble the face and belt (I used a button for the buckle)





Sew the legs and fill with stuffing, do the same with the boots. Attach the boots (I used white felt and ric rac to cover my not very good hand sewing!)



Sew and fill santa with stuffing, attach the white bobble and string.



Sew legs and body together and hang on your tree!  
Happy Christmas!